
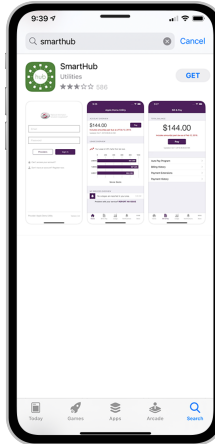


STEP
1



On your mobile device, open your app store.

STEP
2



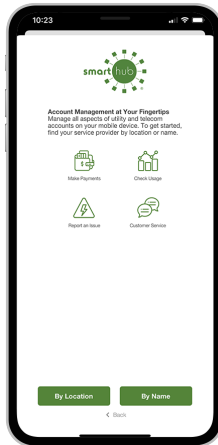
Search for **SmartHub** and look for the SmartHub icon. Follow the instructions to install the app on your device.

STEP
3



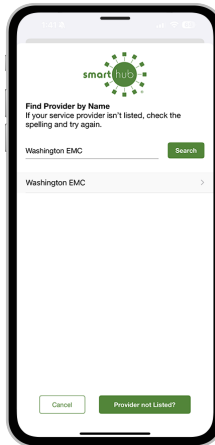
Once the app installs, tap the **SmartHub icon** on your device to open the app.

STEP
4




After SmartHub opens to the initial launch screen, tap the appropriate button to search by **Name**.

STEP
5



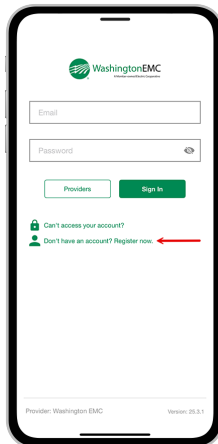
Enter **Washington EMC, Washington EMC Georgia or Washington EMC GA** in the search bar and tap the Search button. Next, tap on our name in the search results.

STEP
6



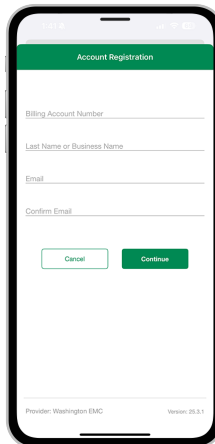
Tap the **Confirm** button to confirm your choice.

STEP
7



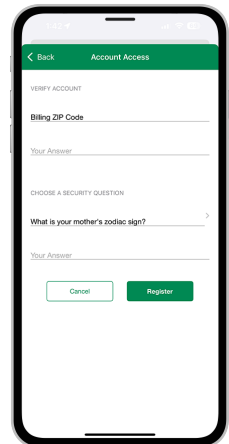
From the SmartHub login screen, tap the link that says **Don't have an account? Register now**.

STEP
8



Fill out the registration form completely. Tap the **Continue** button.

STEP
9



On the security check screen, answer all of the security questions. Tap the **Register** button.